

# Burnaby Central Secondary

## Social Studies 9

Fall Semester 2018

Ms. Keon

holly.keon@burnabyschools.ca

**Website:** <http://mskeon.weebly.com> **Password:** wildcats

**Padlet:** [https://padlet.com/holly\\_keon/ss9\\_4](https://padlet.com/holly_keon/ss9_4)

*"A small group of thoughtful people could change the world. Indeed, it's the only thing that ever has."  
~Margaret Mead*



### Course Content:

The aim of Social Studies is to “develop thoughtful, responsible, and active citizens who are able to acquire the requisite information to consider multiple perspectives and to make reasoned judgments.” Which begs the questions: what does it mean to be an active citizen? Or what are reasoned judgments and how do we make them? Whose perspectives should we consider? Social Studies is one area in the curriculum where we can help you think critically and make sense of the relationships that you have with yourself and the many people, objects, groups and systems around you. It is the perfect subject area to use as a springboard to explore all aspects of how we have lived together in the past and contextualize how we choose to live together in the present.

In this course, we will learn to work with the tools that historians use to make sense of history, these include: **historical significance, evaluating evidence, looking at continuity and change, cause and consequence, looking at historical perspectives and considering the ethical dimension of history.** We will start the year learning about the industrial revolution and how it impacted our civilizations. Then we will shift our focus to the making of Canada by exploring our indigenous peoples, first contact and how our nation was born. And finally, we will learn about Canada’s role in the Great War (World War I). To be successful in this course you must demonstrate your capacity to interpret evidence, assess and defend positions, and conduct inquiries into related course topics. Our end goal is for you to be able to tell a fuller, more inclusive story about Canada and have a sense of your own place in Canada’s past, present and future.

### BIG IDEAS for Social Studies 9

BIG IDEAS	THEMES/ FOCUS AREAS
-New <b>ideas</b> profoundly influence societies and events	- <b>Innovation:</b> the power of ideas, adaptation and change
-The <b>environment</b> influences political, social, and economic change	- <b>Resources:</b> the human-environment dynamic
-Differences in <b>power</b> alter the relationships between individuals and between societies	- <b>Conflict:</b> wars, rebellions, control and colonization
-Collective <b>identity</b> is constructed and can change over time.	- <b>Migration:</b> changing cultural identities, emerging issues

## Resource Materials:

### Textbooks:

Michael Cranny and Graham Jarvis. *Crossroads: A Meeting of Nations*. Pearson: Toronto, 2013.

Michael Cranny, Graham Jarvis, Garvin Moles, Bruce Seney. *Horizons: Canada Moves West*. Pearson: Toronto, 1999.

Texts will be supplemented with teacher-produced text and media resources, PowerPoint presentations, webquests, videos, DVDs and material selected from Internet sources.

## Student Learning- Activities and Strategies:

- Research indicates that students learn in many ways, so most material is presented and studied in several forms and modalities. Covering most material, students will see, read, experience, discuss and present information to master it.
- All assignments must be completed, since every assignment is designed to help students learn course content.
- Should you require extra-time for an assignment or test, you are required to request an extension prior to the due date. If you do not ask for an extension, late marks may be applied. If you do not complete the test or assignment by the re-negotiated due date, a meeting will be required to determine what transpired.
- The focus of this course is that you **learn** the required skills and content. If you are unhappy with a mark on a test or assignment, it may be possible for you to re-do a test/assignment if you show that you have completed extra-work that demonstrates that you merit a second chance. A second chance is not guaranteed, it must be earned by hard work and the demonstrated desire to learn the material. Simply have a conversation with Ms. Keon and explain what extra-work/effort you have done to merit a second chance. Ms. Keon reserves the right to determine whether you will be granted a second chance at an assignment or test.

## Assessment and Evaluation:

Ms Keon uses daily, formative, assessment to determine how you are doing. It is your job to help her determine if you are learning the material. If you are struggling or not getting a concept, let her know. She will adjust the lesson and backtrack so that you get a concept and can progress with learning. At times you will also be asked to assess how you think you are learning and you may be asked to assess your peers as well (this is called assessment “as” learning). Finally, there will also be tests and assignments in class – we call this assessment “of” learning and they will be weighted as follows:

Tests and Quizzes	45%
Assignments	45%
Discussion Participation	10%

Assignments are expected to be handed in on-time unless prior arrangements are made or a parent or guardian’s note confirms exceptional circumstances (a phone call home may also be needed). Late deductions will be at my discretion. Assignments will be handed back in class or may be placed in your block’s box —please check your block’s box regularly.

## Marks Assignment:

Grades are assigned as follows: A 86%+; B 73-85%; C+ 67-72%; C 60-66%; C- 50-59%; F 49-0%

When assignments are submitted, Ms. Keon will go through the pile of assignments and assign a mark of “IP” to those assignments that do not meet the minimum standards in order to pass. “IP” stands for “In Progress”. Assignments that are designated as “IP” will be handed back to the author/student and they will be provided with the opportunity to upgrade their assignment. They will have 24 hours to re-do their assignment and re-submit. Remember our goal is for you to be successful and master the content!

You may be assigned an “I” report at any time throughout the year should your overall mark fall below 50%. “I” stands for incomplete. The intent of the “I” report is to allow you the opportunity to complete any missed assignments or tests and gain the necessary skills or knowledge necessary for you to be successful in this course. Should you submit all assignments listed in the “I” report, the “I” will be converted to a mark.

Assignments must be handed in to Ms. Keon’s basket. Do not place it on her desk as it will not be considered to be handed in.

If you are absent from class, please head to our class website to see what you have missed and please ensure that you complete the work prior to attending our next class. You can also contact a classmate to find out what you have missed.

BONUS: If you have perfect attendance (no lates and no unexcused absences), you will be given the opportunity to omit one assignment or test at the end of the semester.

### Extra Help:

Social Studies teachers are always prepared to provide additional out-of-class help. Ms. Keon is available for appointments at both of our convenience—simply ask. It is also possible to talk to another Social Studies teacher; we are here to help all students, not just those in our own sections.

### Course Expectations

Your teacher does not have many rules—it is expected that you operate with a few codes in mind:

- **Mutual respect** – treat students, teacher, and our learning space with dignity, safety, calmness and joy. Please ensure that you show up to class on-time.
- **Self-reliance** – take responsibility for your actions, attendance, work habits, expected workload, deadlines & progress.
- **Balance** – there is a season (and time in class) for everything: teacher, student, group, individual talk, listening, laughing, reflecting.
- **Curiosity** – ask thoughtful questions of yourself, teacher, and classmates, and be sure to ask for help when you need it.

**\*Technology** – cell phones, tablets, computers can be a great learning tool for collaboration, research, and creating. Conversely, tech can also be a great distractor from our learning environment. There will be times when gadgets will be encouraged, and times when they **must** be put away. As to “when” technology will be allowed will be negotiated by us in class. If Ms. Keon determines that you are being disrespectful to our classes’ learning environment, you may be asked to place your phone in “phone jail” which is simply a clean sock that has Velcro at the top. You will keep your phone “in jail” for the remainder of the class and return the sock at the end of class. If you are deemed a repeat offender, you will be asked to place your phone “in jail” every class. You get to keep your phone on your desk while it is in jail. Technology is a privilege, not a right.

**\*Cheating and plagiarism** -- (the use of the words or ideas of others without properly crediting them) are serious offenses so don’t do it! Please see the Central Code of conduct in your agendas for further information about consequences.

## General Learning Outcomes

We will be studying the following:

1. **The Industrial Revolution** – what conditions allowed new ideas and inventions to flourish, and what impact did they have in the 18<sup>th</sup> and 19<sup>th</sup> Centuries?
2. **The Fall of New France** – How did the Seven Year War affect the cultural, political, and geographic realities in North America?
3. **Trade Wars** – What resulted from the interplay between land, people, and resources in Western Canada 1763-1849?
4. **The BNA Colonies Evolve** – What was the impact of global events from 1763-1850 on the British Colonies in North America?
5. **Becoming a Country**—How and why did Canada develop in to a Nation?
6. **Whose West?** – What were the competing visions for the development of the West (the Northwest and the Prairies) and how did they play out from 1850-1896?
7. **On the Pacific** – What resulted from the interplay between land, people, and resources in British Columbia from 1850-1914?

*\*\*Special thanks to the Central SS Department and Mr. G. Thielman for their help in developing this course outline.*

## Student Welcome Letter

The Burnaby school district has provided you with an Office 365 account. This account includes a personal email address as well as access to the most recent versions of Microsoft Office tools, such as Word, PowerPoint, and Excel, and many more. Additionally, your Office 365 account includes online file storage space (OneDrive) so you can access your work on any device. These tools will help you to complete your school work and collaborate on assignments and projects with your teachers and classmates. You can access these tools online, or, you can install the desktop versions of these programs for use on your home computers.

## Digital Citizenship

Office 365 has been provided to you to empower you and your teacher to use digital tools to enhance your educational experience. It is your responsibility to make sure that your use of these tools is appropriate and for educational purposes only. Therefore, it is important that you not store personal information (confidential or personally identifiable information) on your OneDrive account or share personal information through your Outlook email account. Please review the list of acceptable and unacceptable uses below. If you have questions, please ask your teacher. Note: inappropriate use may lead to the suspension of your Office 365 account and other disciplinary consequences.

Acceptable Uses/Types of Information	Unacceptable Uses/Types of Information
<ul style="list-style-type: none"> <li>• Classroom assignments, research notes, presentations, school based projects (avoiding assignments that involve personally identifiable, sensitive or confidential information)</li> <li>• Curriculum-based multimedia objects created by students (videos, pictures, audio files, animations, etc.)</li> <li>• Curriculum based quizzes, tests, surveys</li> <li>• Formative assessment material (e.g., teacher comments, peer feedback)</li> <li>• Calendars for assignment dates and project deadlines</li> <li>• Communication with teachers and other students related to these acceptable educational purposes (avoiding personally identifiable, sensitive or confidential information)</li> </ul>	<ul style="list-style-type: none"> <li>• Personal contact information (e.g., home addresses, phone numbers, email address)</li> <li>• Confidential, sensitive personal information</li> <li>• Any personally identifiable information (i.e., full names, addresses, emails, contact information) about other persons (e.g., any other student, teacher, parent, family member)</li> <li>• Student records (e.g., student attendance, schedule, grades, report cards, etc.)</li> <li>• Classroom assignments involving sensitive or confidential personal information, (e.g., a family history assignment with full names, birthdates, birth locations, etc. of family members)</li> <li>• Health information (e.g. specialist assessments, psychology reports, IEPs)</li> <li>• Any files in violation of copyright (e.g., illegally obtained music, videos, copyrighted images)</li> <li>• Any form of harassment or bullying behaviour</li> </ul>

## Accessing Your O365 Account


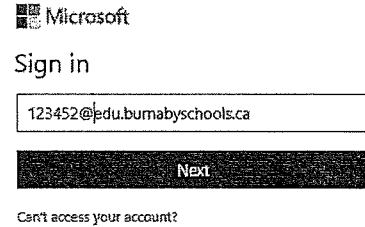
**Step 1:** Go to [portal.office.com](http://portal.office.com)

**Step 2:** Enter your username and click “Next”

Username: [pupilnumber@edu.burnabyschools.ca](mailto:pupilnumber@edu.burnabyschools.ca)

**Step 3:** Enter your password (same as your password to use computers at school) and click “Sign in”

That’s it! You’re in!

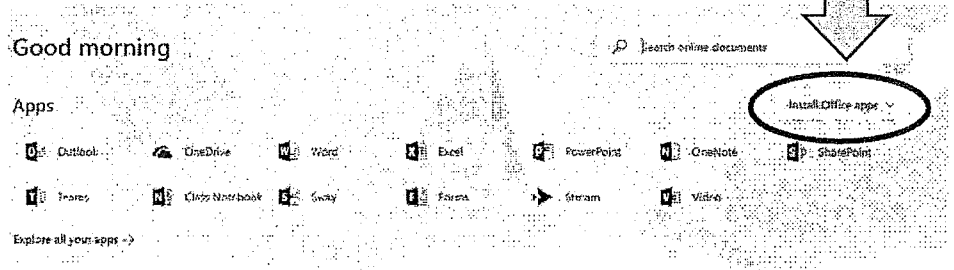


## Installing Office (desktop edition)

While Office 365 tools are handy for quick edits and word processing, you may want access to the full features of the desktop version of Office while working from home. Your Office 365 account allows you to download and install the full Office 2016 suite on up to five computers. You can now use the newest version of Office at home, free of charge! To install Office 2016, follow these steps:

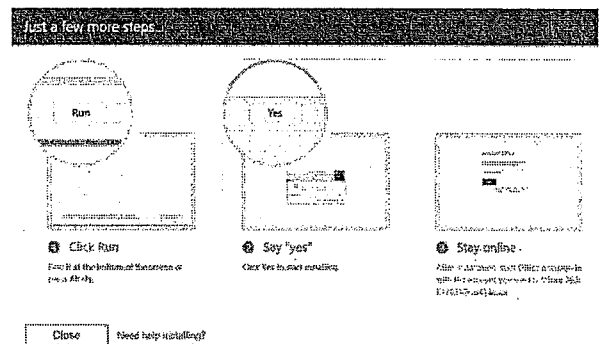
**Step 1:** Login to Office 365

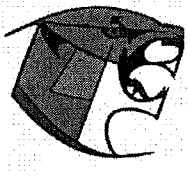
**Step 2:** Click on the “Install Office 2016” button at the top right of the homepage



**Step 3:** The program will start to download immediately- you should see a pop-up window (shown on the right). Once the download is complete, click “Run” when prompted and then click “Yes” to install the program.

**Step 4:** Connect to your Office 365 Account – after the program is installed, you will need to sign in with your Office 365 username and password. This is necessary to authorize your subscription.





# Burnaby Central Secondary

6011 Deer Lake Pkwy, Burnaby, BC V5G 0A9 (604) 296-6850

## FOIPPA Parental Consent

September, 2018

Dear Parent/Guardian,

An important part of our class work this year will involve using Internet-based tools to create and share our learning. The literacies-based activities include practice with critical thinking processes, communication skills, documenting learning, and file organization. Throughout the year, these activities will also enhance our understanding of digital citizenship.

The websites and applications accessed for educational purposes may include: Google Apps for Education (G Suite), Office 365, Twitter, Diigo, DropBox, YouTube, Scratch Programming, padlet, weebly, instagrok, timeglider, etc. These websites and applications store data outside of Canada. The Office of the Information and Privacy Commissioner for British Columbia requires that parents be made aware that student information may reside on servers not located in Canada and that parental consent is required when using such websites. Students are expected to use their assigned accounts and follow teacher guidelines when using website applications.

If you have any questions or concerns, please feel free to contact me at [holly.keon@sd41.bc.ca](mailto:holly.keon@sd41.bc.ca) or at school (604) 296-6850.

Thank you,

Ms. H. Keon

---

I understand that the information my child may create and store could be stored or accessed from a location outside of Canada.

- Yes, I give consent for my child, for learning purposes, to use websites and applications where servers are located outside Canada.
- No, I do not give my consent for my child to use these sites

---

Signature of Parent or Guardian

---

Date

---

Print Student's Name